

The Statistician-General says The facts are;

Introduction

According to Pretoria news(17 September 2014) Lonmin mine had promised to build 5 500 houses for its workers in Marikana by 2011. The houses could then be bought, rented or rented with the option of buying. According to the newspaper, the company had failed to build the houses.

Background

According to census 2011:

Figure 1: Tenure Status

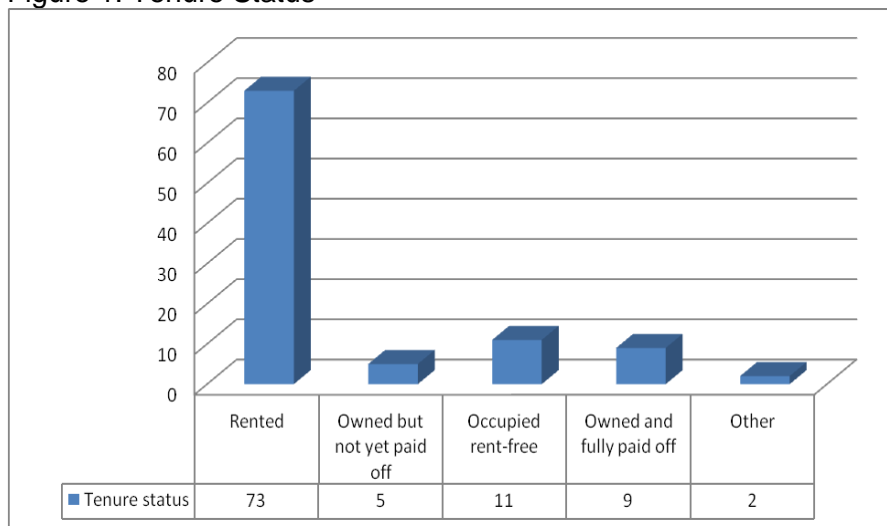


Figure 1 above illustrates that 73% (8583) of households occupy rented tenure while 11% (1253) of households reside in free-rent tenure. Fewer (5%) households reside in owned and yet not paid off tenure with 9 % (1072) of households residing in owned and fully paid off tenure. Of 11 679 types of living quarters in Marikana, 11 647 are housing unit and the remaining 5 are converted hostels.

The Statistician-General says

The facts are;

Figure 2: Head of Household

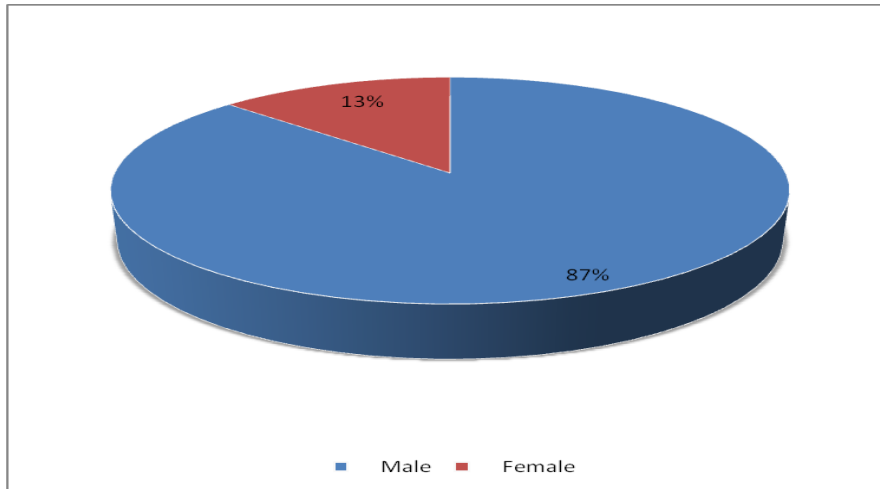


Figure 2 above shows that, Marikana has 11 838 households in total, 87% (10 242) of the households are headed by males while the remaining 13% (1 595) of the households are headed by females.

Figure 3: Formal Dwelling

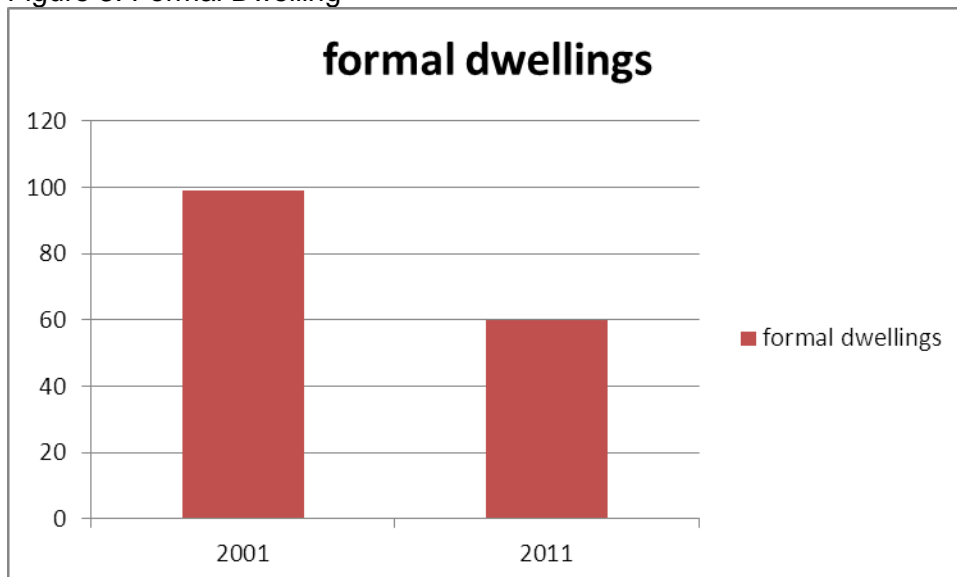


Figure 3 above shows almost all households in Marikana were living in formal dwelling in 2001 whilst in 2011 only 60% were living in formal dwellings. There was a drastic drop in percentage of households living in formal dwelling between 2001 and 2011.

The Statistician-General says

The facts are;

Figure 4: Informal Dwellings

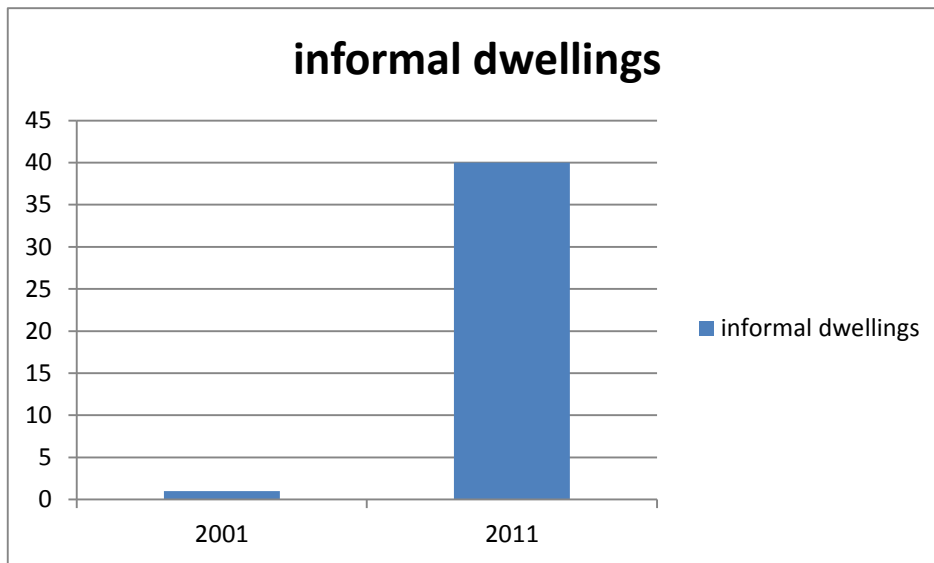


Figure 4 indicates that percentage of households living in informal dwellings was increase from 1% in 2001 to 40% in 2011.

Conclusion

Majority of the houses in Marikana are rented and very few are owned and paid off. 99% of the living quarters were housing units and less than 1% is converted hostels. Lonmin mine in Marikana has failed to increase the percentage of households living in formal dwelling, instead it the proportion has gone down with almost 35%.